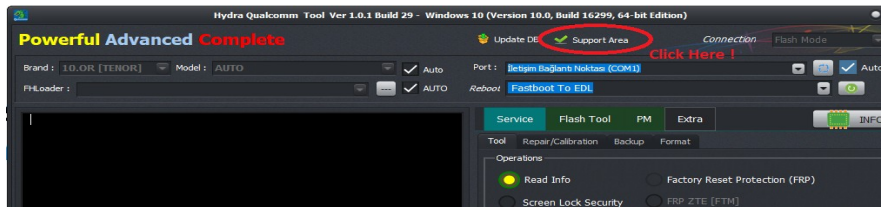


How to Unlock Bootloader of Xiaomi Devices Guide, Ex: Mi 8 Lite

First Run Qualcomm Module HqTool exe and go to Support Area and download Unlock Bootlaoder file from there :

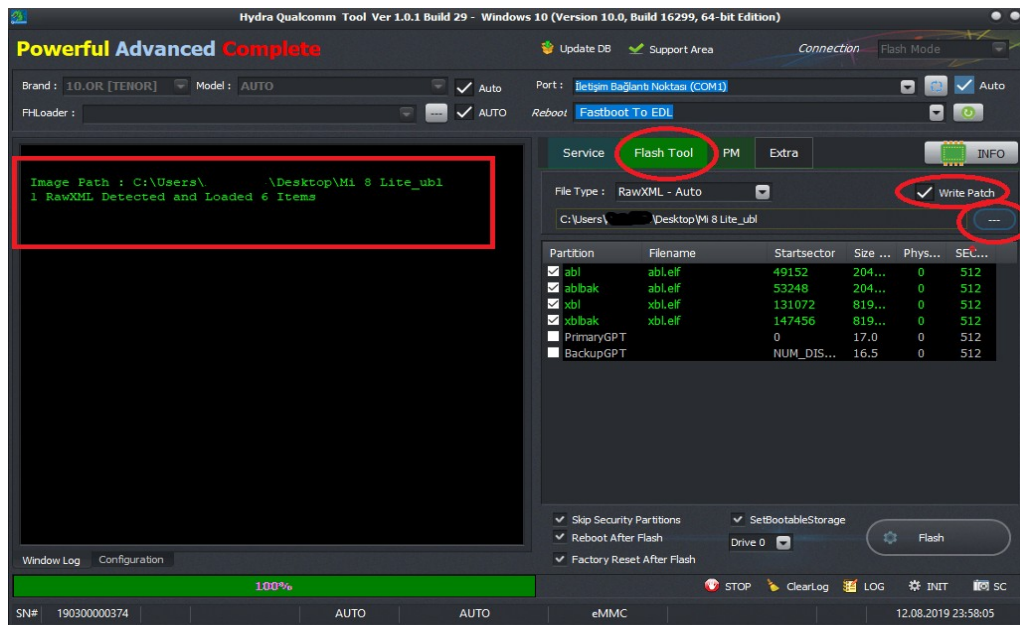


Follow this path for find Xiaomi Unlock bootloader Files :
Firmwares/Xiaomi/Your Model/Unlock Bootloader File


Dosya	İndirilmeler	Boyut	Değiştirilme
Ana Dizin			
Mi 8 Lite_ub1.rar	2	1.8 MB	2019-Jul-05
1 Dosyalar - 0 Klasörler		Toplam indirilme: 2	Toplam boyut: 1.8 MB

Powered by AutoIndex PHP Script

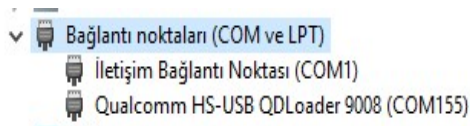
Download your unlock bootloader file and select folder from the Tool :



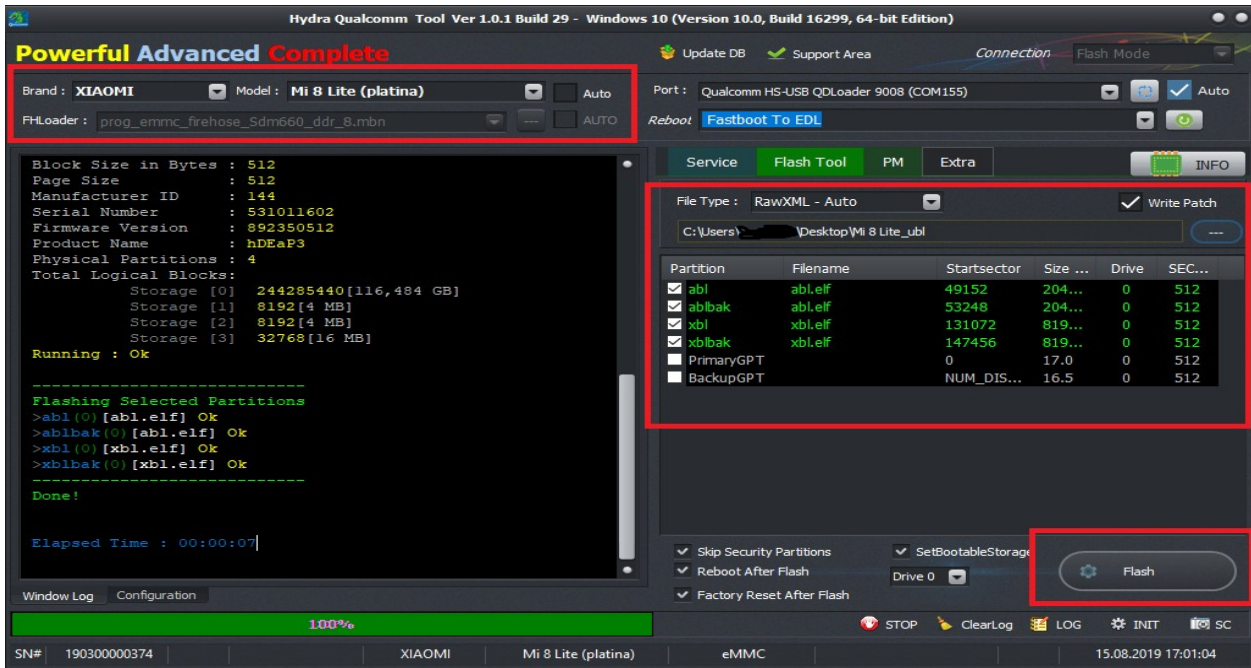
You need Flash this device at Flash mode its Mean QdLoader 9008 EDL Mode
Some devices need doing Testpoint for force EDL mode,You can see
TestPoint pics at Hydra TP Folder, Example of Mi 8 Lite TestPoint :



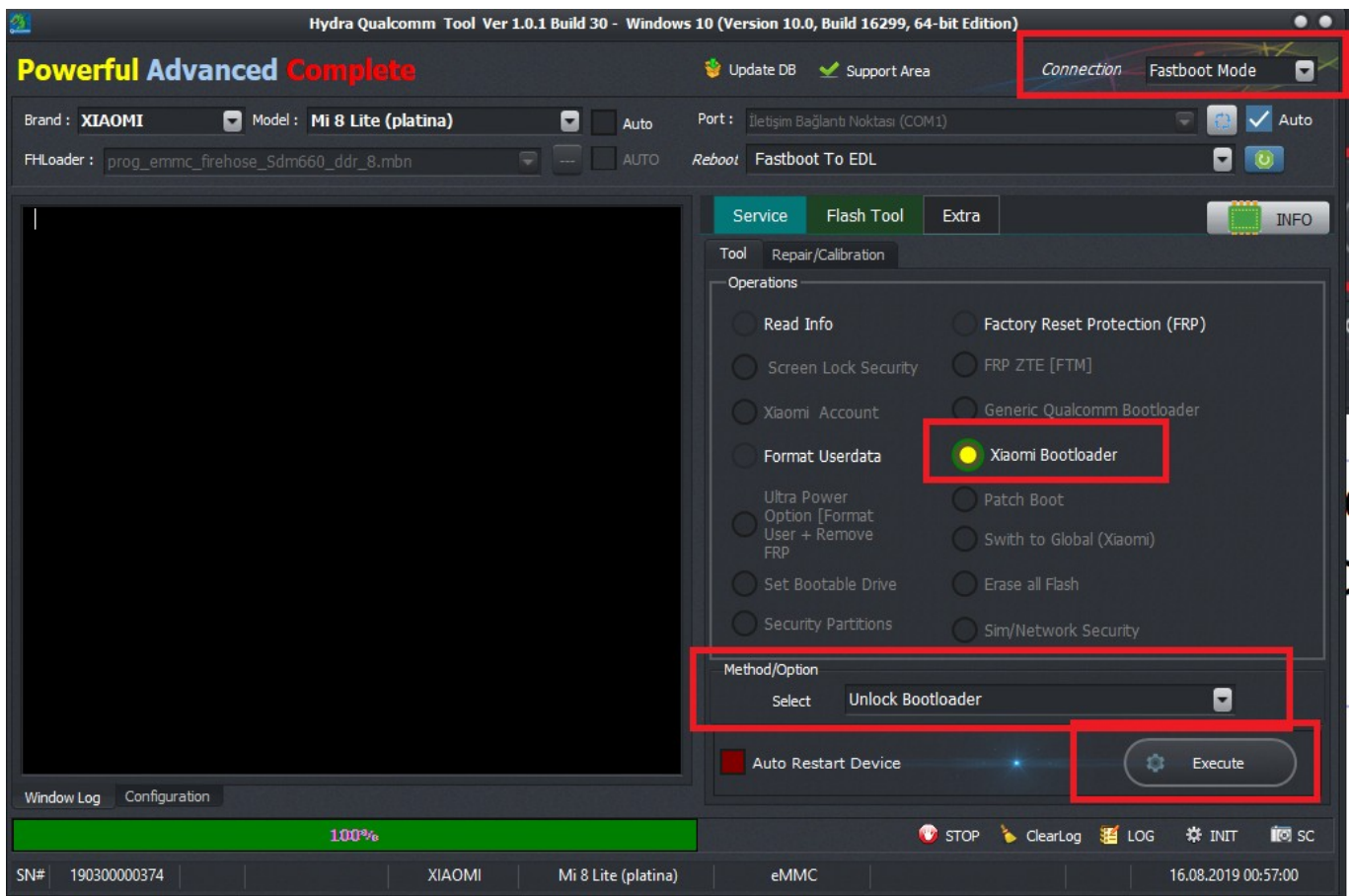
After Test Point you need see this driver at Device Manager :



Untick Auto Select your Brand and Model, if Model not exist Leave it as Auto, at left down corner you will see Flash Button, Just click it and Wait to Finish.



After this operation, with volume down and power key put your device to fastboot mode and connect usb cable from top right of the tool change connection as fastboot mode, tick Xiaomi bootloader and Click Excute



Your device will be Unlocked after this operation, after this may you need write stock rom by Fastboot mode or EDL mode,

p.s : Only Unlocked bootloader devcies you can flash at fastboot mode, On Locked Bootloader deviceyou cant doing any operation by fastboot mode