


How to Reset FRP ZTE, Vodafone, Turkcell Devices ?

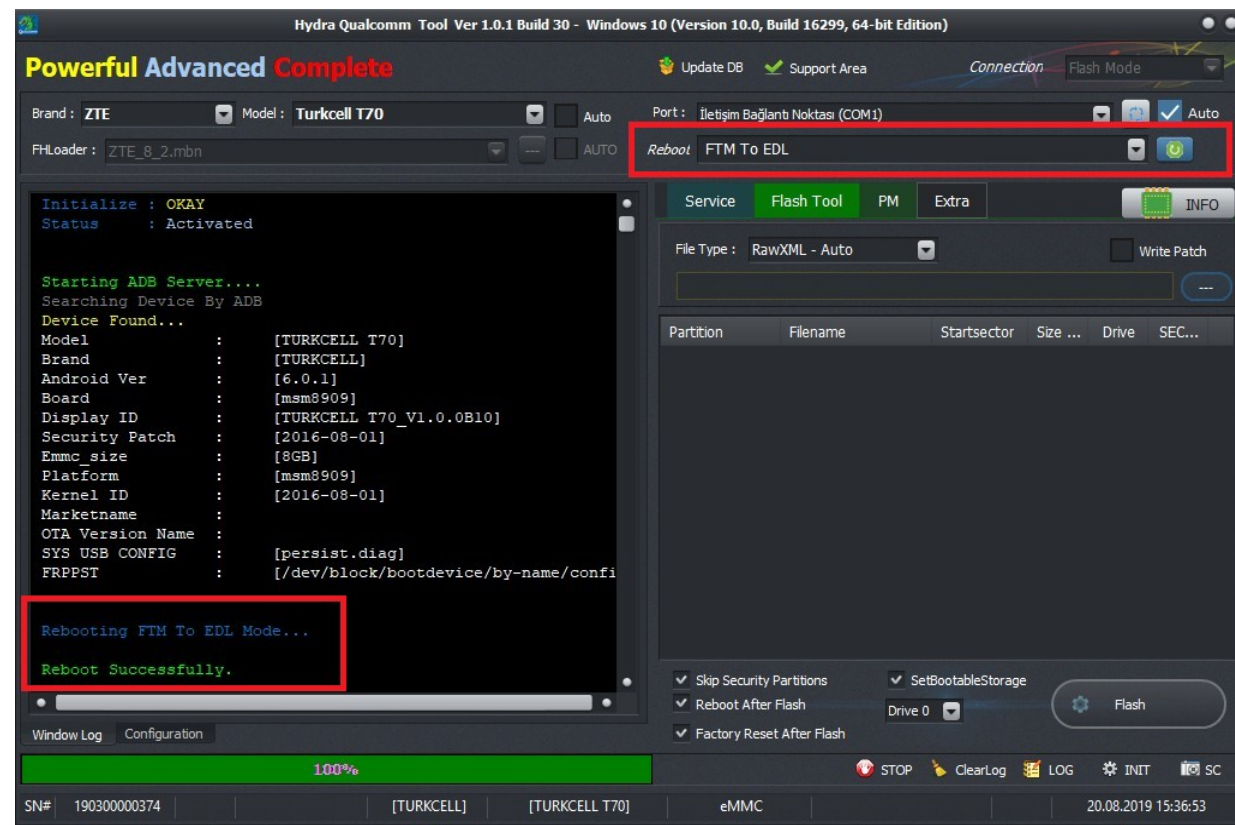
1. Power off device, Press hold vol- and power button, you will see the FTM Screen, after see it leave buttons



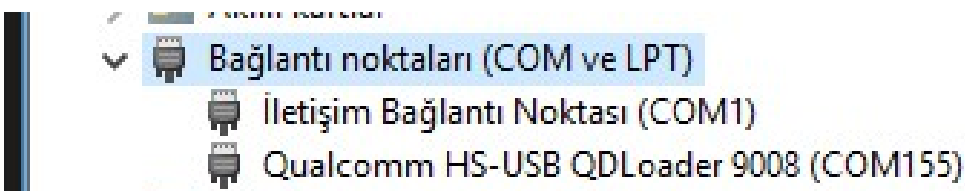
2. Untick Auto and use Brand and Model, ex : ZTE Turkcell T70.



3. Open Qualcomm Module then at Reboots option use FTM to EDL button.



4. You need see QdLoader 9008 Com port at Device Manager, Like this :



5. Go to Service tab, Tick Ultra Option Format + FRP or Factory Reset Protection (FRP) Then Click Excute it will Reset FRP of your device

